



# Bluegrass FinalEnduro powered by SRAM

















Finale Ligure, Italy  
September 29 - 30, 2018



















## RESULTS OVERALL

Pos	Plate	Name Team	Nat EWS number	Stage 1	Pos	Stage 2	Pos	Stage 3	Pos	Stage 4	Pos	Penalties	Time	Gap
<b>MEN</b>														
1	10	RUDE Richie Yeti / Fox Shox Factory Race Team	USA.1995.21739	0:04:27.69	1	0:04:15.18	1	0:05:24.93	1	0:04:23.42	1		0:18:31.22	
2	5	OTON Damien Unior Devinci Factory Racing	FRA.1987.21728	0:04:35.97	5	0:04:17.78	2	0:05:33.52	5	0:04:26.01	2		0:18:53.28	+0:00:22.06
3	28	MIQUEL Kevin SUNN	FRA.1991.21704	0:04:34.78	4	0:04:25.09	7	0:05:28.95	3	0:04:28.28	4		0:18:57.10	+0:00:25.88
4	7	NICOLAI Florian Canyon Factory Enduro Team	FRA.1993.21749	0:04:37.39	6	0:04:19.82	3	0:05:34.47	6	0:04:31.05	7		0:19:02.73	+0:00:31.51
5	19	BORGES Jose Miranda Racing Team	POR.1990.21669	0:04:37.85	9	0:04:21.65	4	0:05:37.17	9	0:04:26.95	3		0:19:03.62	+0:00:32.40
6	16	CURE Alexandre Miranda Racing Team	FRA.1993.21675	0:04:37.50	8	0:04:24.76	6	0:05:35.71	8	0:04:31.69	9		0:19:09.66	+0:00:38.44
7	12	MELAMED Jesse Rocky Mountain/Race Face Enduro Team	CAN.1992.21596	0:04:37.43	7	0:04:29.51	12	0:05:28.58	2	0:04:36.16	17		0:19:11.68	+0:00:40.46
8	3	CALLAGHAN Gregroy Cube Action Team	IRL.1991.21827	0:04:33.38	3	0:04:25.84	8	0:05:43.85	24	0:04:30.73	5		0:19:13.80	+0:00:42.58
9	1	HILL Samuel Chain Reaction Cycles Mavic	AUS.1985.21775	0:04:39.67	10	0:04:26.71	9	0:05:29.69	4	0:04:40.94	31		0:19:17.01	+0:00:45.79
10	13	LAPEYRIE Thomas Orbea Enduro Team	FRA.1990.21601	0:04:44.99	21	0:04:23.26	5	0:05:38.64	12	0:04:30.73	5		0:19:17.62	+0:00:46.40
11	8	GAUVIN Remi Rocky Mountain/Race Face Enduro Team	CAN.1992.21624	0:04:42.80	18	0:04:29.74	14	0:05:41.16	16	0:04:31.26	8		0:19:24.96	+0:00:53.74
12	22	DENIAUD Youn	FRA.1996.22994	0:04:39.73	11	0:04:27.23	10	0:05:42.71	20	0:04:37.98	19		0:19:27.65	+0:00:56.43
13	32	JOHNSON Leigh	GBR.1996.22603	0:04:41.96	15	0:04:30.77	16	0:05:42.73	21	0:04:35.47	14		0:19:30.93	+0:00:59.71
14	23	JOHANSEN Zakarias Blom Cube Action Team	NOR.1992.21863	0:04:42.54	16	0:04:29.60	13	0:05:43.09	22	0:04:36.12	16		0:19:31.35	+0:01:00.13
15	15	GALY Theo SUNN	FRA.1990.21691	0:04:41.17	13	0:04:30.99	17	0:05:44.16	26	0:04:35.42	13		0:19:31.74	+0:01:00.52
16	21	TORDO Dimitri Canyon Factory Enduro Team	FRA.1993.21764	0:04:47.59	30	0:04:32.28	19	0:05:41.11	15	0:04:34.44	10		0:19:35.42	+0:01:04.20

















## RESULTS OVERALL

Pos	Plate	Name Team	Nat EWS number	Stage 1	Pos	Stage 2	Pos	Stage 3	Pos	Stage 4	Pos	Penalties	Time	Gap
<b>MEN</b>														
17	38	VEZINA McKay Giant Factory Off-Road Team	 CAN.1995.21632	0:04:48.99	35	0:04:28.48	11	0:05:44.00	25	0:04:35.57	15		<b>0:19:37.04</b>	+0:01:05.82
18	20	BUCHANAN Lewis Ibis Cycles Enduro Race Team	 GBR.1993.21608	0:04:48.99	35	0:04:35.73	30	0:05:37.47	10	0:04:34.89	12		<b>0:19:37.08</b>	+0:01:05.86
19	26	ROPELATO Mitch USA.1992.22734	 USA.1992.22734	0:04:41.42	14	0:04:35.43	27	0:05:38.35	11	0:04:42.05	34		<b>0:19:37.25</b>	+0:01:06.03
20	25	BARELLI Yoann Commencal Vallnord Enduro Racing	 FRA.1985.21889	0:04:42.75	17	0:04:42.29	53	0:05:38.86	13	0:04:34.53	11		<b>0:19:38.43</b>	+0:01:07.21
21	47	PIGEON Hugo FRA.1996.23507	 FRA.1996.23507	0:04:43.44	19	0:04:33.53	21	0:05:42.29	19	0:04:39.70	24		<b>0:19:38.96</b>	+0:01:07.74
22	122	PESENTI Marcello ITA.1994.21853	 ITA.1994.21853	0:04:46.78	25	0:04:31.68	18	0:05:42.12	18	0:04:42.31	36		<b>0:19:42.89</b>	+0:01:11.67
23	83	BERTA Matteo ITA.1995.21891	 ITA.1995.21891	0:04:47.35	29	0:04:34.20	23	0:05:45.23	30	0:04:38.73	22		<b>0:19:45.51</b>	+0:01:14.29
24	14	BARNES Joe Canyon Factory Enduro Team	 GBR.1989.21748	0:04:47.16	27	0:04:37.81	37	0:05:41.45	17	0:04:40.12	26		<b>0:19:46.54</b>	+0:01:15.32
25	30	KEENE Curtis Specialized Racing	 USA.1979.21699	0:04:53.34	56	0:04:35.45	28	0:05:40.65	14	0:04:38.26	20		<b>0:19:47.70</b>	+0:01:16.48
26	36	GARAY TAMAYO Iago Santa Cruz	 ESP.1991.21707	0:04:46.91	26	0:04:34.80	24	0:05:50.05	39	0:04:36.52	18		<b>0:19:48.28</b>	+0:01:17.06
27	56	LUTHI Patrick SUI.1992.22607	 SUI.1992.22607	0:04:48.23	34	0:04:35.68	29	0:05:45.80	31	0:04:39.95	25		<b>0:19:49.66</b>	+0:01:18.44
28	27	NEER Shawn Yeti / Fox Shox Factory Race Team	 USA.1991.21712	0:04:44.06	20	0:04:32.36	20	0:05:48.80	36	0:04:44.77	45		<b>0:19:49.99</b>	+0:01:18.77
29	24	CUNNINGHAM Ruaridh Trek Factory Racing	 GBR.1989.21679	0:04:40.67	12	0:04:54.34	97	0:05:34.94	7	0:04:41.03	32		<b>0:19:50.98</b>	+0:01:19.76
30	46	CASADEI Nicola CMC Cycling Experience	 ITA.1989.21878	0:04:47.80	32	0:04:36.68	33	0:05:47.80	35	0:04:40.74	30		<b>0:19:53.02</b>	+0:01:21.80
31	64	PANOZZO Christopher AUS.1987.21648	 AUS.1987.21648	0:04:53.73	57	0:04:37.75	36	0:05:46.02	32	0:04:40.56	29		<b>0:19:58.06</b>	+0:01:26.84
32	31	CHAPUIS Maxime SUI.1994.22784	 SUI.1994.22784	0:04:52.93	53	0:04:36.59	32	0:05:50.11	40	0:04:38.51	21		<b>0:19:58.14</b>	+0:01:26.92

















## RESULTS OVERALL

Pos	Plate	Name Team	Nat EWS number	Stage 1	Pos	Stage 2	Pos	Stage 3	Pos	Stage 4	Pos	Penalties	Time	Gap
<b>MEN</b>														
33	75	GALLAGHER Kenta Polygon UR	 GBR.1992.21654	0:04:50.63	43	0:04:35.34	26	0:05:43.29	23	0:04:48.97	62		<b>0:19:58.23</b>	+0:01:27.01
34	127	BRETAS Andre	 BRA.1987.21622	0:04:50.15	41	0:04:40.35	49	0:05:45.06	29	0:04:42.70	38		<b>0:19:58.26</b>	+0:01:27.04
35	42	TEXTOR Christian	 GER.1990.22845	0:04:46.75	24	0:04:34.89	25	0:05:46.33	33	0:04:50.33	73		<b>0:19:58.30</b>	+0:01:27.08
36	9	SCOTT Mark Santa Cruz	 GBR.1993.21714	0:04:45.95	23	0:04:30.57	15	0:05:44.92	28	0:04:58.30	101		<b>0:19:59.74</b>	+0:01:28.52
37	41	SIMMONDS Matthew Cannondale	 GBR.1987.21760	0:04:47.65	31	0:04:36.79	34	0:05:51.42	46	0:04:44.52	44		<b>0:20:00.38</b>	+0:01:29.16
38	35	WILDHABER Gustav Cube Action Team	 SUI.1988.21848	0:04:51.05	45	0:04:34.00	22	0:05:50.23	42	0:04:45.18	49		<b>0:20:00.46</b>	+0:01:29.24
39	37	MASTERS Wyn GT Factory Racing	 NZL.1987.21663	0:04:49.38	37	0:04:39.43	44	0:05:50.11	40	0:04:44.01	41		<b>0:20:02.93</b>	+0:01:31.71
40	29	ABSALON Remy Scott SR Suntour Enduro Team	 FRA.1984.21713	0:04:51.61	49	0:04:37.92	39	0:05:49.63	38	0:04:45.42	50		<b>0:20:04.58</b>	+0:01:33.36
41	96	LUKASIK Slawomir	 POL.1993.24876	0:04:52.79	52	0:04:38.78	42	0:05:52.12	48	0:04:42.82	39		<b>0:20:06.51</b>	+0:01:35.29
42	48	SANTOS Dillon Ibis Cycles Enduro Race Team	 USA.1996.21613	0:04:48.11	33	0:04:44.71	60	0:05:48.83	37	0:04:44.99	48		<b>0:20:06.64</b>	+0:01:35.42
43	40	PERSAK Vid	 SLO.1996.22810	0:04:47.22	28	0:04:37.81	37	0:05:56.76	61	0:04:45.73	51		<b>0:20:07.52</b>	+0:01:36.30
44	70	MILIVINTI Marco	 ITA.1985.23073	0:04:51.36	47	0:04:39.54	46	0:05:58.98	76	0:04:38.98	23		<b>0:20:08.86</b>	+0:01:37.64
45	85	DE VOCHT Bart	 BEL.1992.23075	0:04:49.69	40	0:04:44.40	59	0:05:50.68	44	0:04:44.46	42		<b>0:20:09.23</b>	+0:01:38.01
46	76	READING Jack	 GBR.1988.22548	0:04:50.28	42	0:04:41.07	50	0:05:55.80	58	0:04:42.09	35		<b>0:20:09.24</b>	+0:01:38.02
47	50	STUTTARD Mathew Hope Factory Racing	 GBR.1993.21661	0:04:58.34	77	0:04:43.92	57	0:05:46.85	34	0:04:40.23	27		<b>0:20:09.34</b>	+0:01:38.12
48	54	CONNELL Joe	 GBR.1994.21745	0:04:57.29	71	0:04:38.39	40	0:05:50.67	43	0:04:43.70	40		<b>0:20:10.05</b>	+0:01:38.83

















## RESULTS OVERALL

Pos	Plate	Name Team	Nat EWS number	Stage 1	Pos	Stage 2	Pos	Stage 3	Pos	Stage 4	Pos	Penalties	Time	Gap
<b>MEN</b>														
49	53	KELLEY Cody Alchemy Bicycles Factory Racing	 USA.1994.21757	0:04:55.55	65	0:04:39.59	47	0:05:51.24	45	0:04:44.50	43		<b>0:20:10.88</b>	+0:01:39.66
50	45	TORRALBA Gabriel Orbea Enduro Team	 ESP.1997.21633	0:04:52.08	50	0:04:36.40	31	0:05:53.67	53	0:04:48.89	61		<b>0:20:11.04</b>	+0:01:39.82
51	98	SMITH Joe Trek Factory Racing	 GBR.1990.22529	0:04:49.49	39	0:04:42.29	53	0:05:53.28	51	0:04:46.84	55		<b>0:20:11.90</b>	+0:01:40.68
52	33	BURNS Pedro Trek Factory Racing	 CHI.1997.21729	0:04:49.38	37	0:04:37.66	35	0:05:59.57	78	0:04:46.20	54		<b>0:20:12.81</b>	+0:01:41.59
53	114	ESCRIOU Valentin Chain Reaction Cycles Mavic	 FRA.1996.22677	0:04:50.96	44	0:04:40.08	48	0:05:52.76	50	0:04:51.43	75		<b>0:20:15.23</b>	+0:01:44.01
54	49	GRANT Kelan Chain Reaction Cycles Mavic	 IRL.1993.21773	0:04:54.38	59	0:04:38.77	41	0:05:56.39	59	0:04:47.67	58		<b>0:20:17.21</b>	+0:01:45.99
55	68	LUPATO Denny Chain Reaction Cycles Mavic	 ITA.1992.22852	0:04:53.32	55	0:04:43.85	56	0:05:58.79	74	0:04:45.80	52		<b>0:20:21.76</b>	+0:01:50.54
56	100	VERNER Rhys Chain Reaction Cycles Mavic	 CAN.1997.22407	0:04:57.65	75	0:04:42.01	52	0:05:53.55	52	0:04:48.66	60		<b>0:20:21.87</b>	+0:01:50.65
57	58	RAVANEL Cedric Commencal Vallnord Enduro Racing	 FRA.1978.21894	0:04:56.19	66	0:04:43.47	55	0:05:56.88	62	0:04:47.42	57		<b>0:20:23.96</b>	+0:01:52.74
58	60	LAU Nicolas Commencal Vallnord Enduro Racing	 FRA.1989.25200	0:05:01.35	87	0:04:41.88	51	0:05:57.52	65	0:04:44.95	47		<b>0:20:25.70</b>	+0:01:54.48
59	67	LUPATO Alex Commencal Vallnord Enduro Racing	 ITA.1989.22851	0:04:54.56	61	0:04:45.68	63	0:06:00.29	81	0:04:45.80	52		<b>0:20:26.33</b>	+0:01:55.11
60	147	BRUWIERE Olivier Commencal Vallnord Enduro Racing	 BEL.1992.22839	0:04:56.95	68	0:04:38.95	43	0:06:03.72	91	0:04:49.84	68		<b>0:20:29.46</b>	+0:01:58.24
61	52	DALE Sam Commencal Vallnord Enduro Racing	 GBR.1990.22733	0:05:01.21	86	0:04:48.69	76	0:05:44.70	27	0:04:55.24	87		<b>0:20:29.84</b>	+0:01:58.62
62	71	PONTAL Yannick Commencal Vallnord Enduro Racing	 FRA.1985.22511	0:04:58.74	78	0:04:45.74	66	0:05:55.66	57	0:04:49.88	69		<b>0:20:30.02</b>	+0:01:58.80
63	82	RONZON Erwin CMC Cycling Experience	 ITA.1997.21868	0:04:45.03	22	0:04:54.12	94	0:05:58.08	68	0:04:54.73	85		<b>0:20:31.96</b>	+0:02:00.74
64	73	OGET Ludovic CMC Cycling Experience	 FRA.1993.22561	0:04:52.09	51	0:04:53.98	91	0:05:58.68	72	0:04:49.09	63		<b>0:20:33.84</b>	+0:02:02.62















## RESULTS OVERALL

Pos	Plate	Name Team	Nat EWS number	Stage 1	Pos	Stage 2	Pos	Stage 3	Pos	Stage 4	Pos	Penalties	Time	Gap
<b>MEN</b>														
65	124	MARI MARI Mariano	 ESP.1997.22453	0:05:00.85	85	0:04:45.10	61	0:05:58.14	69	0:04:50.03	71		<b>0:20:34.12</b>	+0:02:02.90
66	101	CHIANG Dan Sheng-Shan	 TPE.1994.22315	0:04:57.59	74	0:04:47.22	69	0:06:02.54	87	0:04:48.53	59		<b>0:20:35.88</b>	+0:02:04.66
67	51	CALLAGHAN Killian	 IRL.1997.21769	0:04:54.21	58	0:04:53.79	88	0:05:51.76	47	0:04:58.33	102		<b>0:20:38.09</b>	+0:02:06.87
68	86	SOUSSIGNE Julien	 BEL.1992.22812	0:04:56.25	67	0:04:53.96	90	0:05:56.69	60	0:04:51.47	76		<b>0:20:38.37</b>	+0:02:07.15
69	121	COLOMBO Francesco	 ITA.1995.25239	0:05:10.40	124	0:04:44.37	58	0:06:03.01	88	0:04:41.64	33		<b>0:20:39.42</b>	+0:02:08.20
70	72	TRABAC Elliot Scott SR Suntour Enduro Team	 FRA.1996.21710	0:04:53.22	54	0:04:55.88	105	0:05:58.14	69	0:04:52.36	78		<b>0:20:39.60</b>	+0:02:08.38
71	132	BRATSCHI Tim	 SUI.1988.23005	0:05:03.45	94	0:04:45.71	64	0:06:00.51	82	0:04:50.01	70		<b>0:20:39.68</b>	+0:02:08.46
72	39	GAILLOT Baptiste Chamrousse URGE bp Enduro Team	 FRA.1991.21771	0:05:03.97	97	0:05:01.57	120	0:05:55.21	56	0:04:40.28	28		<b>0:20:41.03</b>	+0:02:09.81
73	63	MADEREGGER Kevin	 AUT.1997.22808	0:04:57.24	69	0:04:53.04	87	0:06:04.13	92	0:04:47.26	56		<b>0:20:41.67</b>	+0:02:10.45
74	113	RUFFRAY Mathieu	 FRA.1997.22634	0:04:55.25	64	0:04:47.27	70	0:05:52.66	49	0:05:06.73	129		<b>0:20:41.91</b>	+0:02:10.69
75	131	PETER Stefan	 SUI.1992.23004	0:05:02.01	88	0:04:49.38	78	0:06:02.24	85	0:04:49.53	65		<b>0:20:43.16</b>	+0:02:11.94
76	102	MORSE Adam	 USA.1985.22980	0:05:00.15	84	0:04:54.28	96	0:05:57.13	64	0:04:53.15	80		<b>0:20:44.71</b>	+0:02:13.49
77	104	MURRAY Charlie	 NZL.1996.22752	0:04:57.44	72	0:04:46.58	67	0:06:03.14	90	0:04:57.69	100		<b>0:20:44.85</b>	+0:02:13.63
78	150	DAWSON Adrian	 AUS.1990.22814	0:05:11.63	128	0:04:45.63	62	0:05:57.73	66	0:04:50.20	72		<b>0:20:45.19</b>	+0:02:13.97
79	106	WILLIAMS Robert	 GBR.1990.22515	0:05:05.67	103	0:04:48.51	73	0:06:00.03	80	0:04:52.43	79		<b>0:20:46.64</b>	+0:02:15.42
80	149	LEFRANCOIS Jonathan	 CAN.1991.25107	0:05:04.56	99	0:04:49.40	79	0:05:58.99	77	0:04:54.22	83		<b>0:20:47.17</b>	+0:02:15.95

















## RESULTS OVERALL

Pos	Plate	Name Team	Nat EWS number	Stage 1	Pos	Stage 2	Pos	Stage 3	Pos	Stage 4	Pos	Penalties	Time	Gap
<b>MEN</b>														
81	80	BLAIR Lachlan	 GBR.1995.21426	0:05:18.14	150	0:04:46.62	68	0:05:53.70	54	0:04:49.43	64		<b>0:20:47.89</b>	+0:02:16.67
82	145	BERGLI-JOHNSEN Espen	 NOR.1980.22840	0:04:58.12	76	0:04:54.15	95	0:06:02.18	84	0:04:55.26	88		<b>0:20:49.71</b>	+0:02:18.49
83	142	MARFURT Silvan	 SUI.1988.22319	0:05:07.87	108	0:04:51.69	83	0:05:57.08	63	0:04:53.65	81		<b>0:20:50.29</b>	+0:02:19.07
84	138	DERKUM Christian	 GER.1991.23043	0:05:06.97	104	0:04:48.64	75	0:05:58.62	71	0:04:57.22	96		<b>0:20:51.45</b>	+0:02:20.23
85	55	SHAW Samuel	 NZL.1992.22931	0:05:14.35	140	0:04:47.86	72	0:05:58.87	75	0:04:51.54	77		<b>0:20:52.62</b>	+0:02:21.40
86	130	MYSIK Milan	 CZE.1993.22051	0:05:02.87	93	0:04:51.24	82	0:06:09.66	106	0:04:49.53	65		<b>0:20:53.30</b>	+0:02:22.08
87	62	OVALLE Antonio	 CHI.1991.22485	0:04:59.14	80	0:04:49.13	77	0:06:05.94	95	0:04:59.25	106		<b>0:20:53.46</b>	+0:02:22.24
88	120	TONDIN Dennis	 ITA.1988.22021	0:05:05.61	102	0:04:47.68	71	0:06:06.08	96	0:04:55.08	86		<b>0:20:54.45</b>	+0:02:23.23
89	112	BALADIER Florian	 FRA.1990.22617	0:04:57.27	70	0:04:52.14	84	0:06:05.52	93	0:05:00.40	112		<b>0:20:55.33</b>	+0:02:24.11
90	148	RATHKAMP Spencer	 USA.1994.22937	0:04:58.92	79	0:05:07.09	144	0:05:53.99	55	0:04:56.84	93		<b>0:20:56.84</b>	+0:02:25.62
91	119	POLONI Tobia	 ITA.1991.21797	0:05:02.35	90	0:04:56.91	106	0:06:06.88	98	0:04:51.05	74		<b>0:20:57.19</b>	+0:02:25.97
92	110	BATISTA Levy	 FRA.1990.21430	0:04:54.42	60	0:05:10.90	154	0:05:58.73	73	0:04:57.39	97		<b>0:21:01.44</b>	+0:02:30.22
93	123	SANZ CASADEVALL Guillem	 ESP.1996.21780	0:05:09.17	118	0:04:52.85	86	0:06:02.48	86	0:04:57.39	97		<b>0:21:01.89</b>	+0:02:30.67
94	128	MATTIOLI Leonardo	 BRA.1984.23024	0:04:59.57	82	0:04:55.01	102	0:06:00.69	83	0:05:06.81	131		<b>0:21:02.08</b>	+0:02:30.86
95	108	WENGELIN Matthias	 SWE.1988.22447	0:05:03.95	96	0:04:58.58	113	0:05:59.88	79	0:04:59.94	109		<b>0:21:02.35</b>	+0:02:31.13
96	143	HOESS Christoph	 GER.1997.22877	0:05:08.51	111	0:04:50.72	81	0:06:06.80	97	0:04:58.69	104		<b>0:21:04.72</b>	+0:02:33.50

## RESULTS OVERALL















Pos	Plate	Name Team	Nat EWS number	Stage 1	Pos	Stage 2	Pos	Stage 3	Pos	Stage 4	Pos	Penalties	Time	Gap
<b>MEN</b>														
97	87	DANIELS Nicolas	 BEL.1994.22811	0:05:03.45	94	0:05:00.24	118	0:06:07.35	99	0:04:55.85	89		<b>0:21:06.89</b>	+0:02:35.67
98	165	RIHA Jakub	 CZE.1992.22509	0:05:02.45	91	0:04:54.05	92	0:06:22.26	138	0:04:49.69	67		<b>0:21:08.45</b>	+0:02:37.23
99	115	ESCUDIER Thomas	 FRA.1991.21945	0:05:09.00	115	0:04:54.39	98	0:06:03.04	89	0:05:04.67	123		<b>0:21:11.10</b>	+0:02:39.88
100	111	CHARLES Clement	 FRA.1994.22206	0:04:55.12	63	0:05:34.62	187	0:05:57.77	67	0:04:44.79	46		<b>0:21:12.30</b>	+0:02:41.08
101	93	BAHLER Jonas Norco Enduro Racing	 SUI.1987.21706	0:05:12.08	130	0:04:55.59	103	0:06:12.00	111	0:04:56.15	91		<b>0:21:15.82</b>	+0:02:44.60
102	141	SCHEMMEL Daniel	 AUT.1997.22809	0:05:12.03	129	0:04:50.35	80	0:06:10.89	109	0:05:02.87	119		<b>0:21:16.14</b>	+0:02:44.92
103	204	SOTTOCORNOLA Davide	 ITA.1994.22809	0:05:10.84	125	0:04:57.03	108	0:06:14.36	115	0:04:54.62	84		<b>0:21:16.85</b>	+0:02:45.63
104	202	GUGLIELMUCCI Luca	 ITA.1994.22809	0:05:10.25	123	0:04:54.63	99	0:06:07.49	100	0:05:05.41	125		<b>0:21:17.78</b>	+0:02:46.56
105	231	SONNTAG Oliver	 GER.1994.22809	0:05:09.89	121	0:04:57.81	110	0:06:14.42	116	0:04:56.12	90		<b>0:21:18.24</b>	+0:02:47.02
106	159	FEDZ. LATORRE Andres	 ESP.1992.22085	0:05:10.90	126	0:04:57.82	111	0:06:09.68	107	0:05:01.21	113		<b>0:21:19.61</b>	+0:02:48.39
107	214	VIOLLAND Remy	 FRA.1994.22809	0:05:05.26	101	0:05:00.63	119	0:06:20.32	132	0:04:53.79	82		<b>0:21:20.00</b>	+0:02:48.78
108	92	OPPLIGER Timothee Norco Enduro Racing	 SUI.1992.21701	0:05:07.71	106	0:04:55.00	101	0:06:20.55	134	0:04:57.08	94		<b>0:21:20.34</b>	+0:02:49.12
109	146	LETH Frederik	 DEN.1995.22993	0:05:12.48	132	0:04:59.13	115	0:06:11.55	110	0:04:57.59	99		<b>0:21:20.75</b>	+0:02:49.53
110	176	SWINDEN James	 GBR.1987.22068	0:05:07.81	107	0:05:09.79	149	0:06:05.66	94	0:05:00.22	111		<b>0:21:23.48</b>	+0:02:52.26
111	168	TRAFELLA Maximilian	 AUT.1997.22186	0:05:19.12	153	0:04:56.96	107	0:06:07.92	102	0:05:01.42	115		<b>0:21:25.42</b>	+0:02:54.20
112	152	GARDNER Ryan	 USA.1986.22410	0:05:11.49	127	0:05:04.01	135	0:06:10.50	108	0:05:01.24	114		<b>0:21:27.24</b>	+0:02:56.02

## RESULTS OVERALL

















Pos	Plate	Name Team	Nat EWS number	Stage 1	Pos	Stage 2	Pos	Stage 3	Pos	Stage 4	Pos	Penalties	Time	Gap
<b>MEN</b>														
113	133	WIDMER Mirco	 SUI.1990.22314	0:05:08.04	109	0:04:57.13	109	0:06:24.31	143	0:04:58.65	103		<b>0:21:28.13</b>	+0:02:56.91
114	171	MULLER Igor	 SUI.1996.22665	0:05:14.94	142	0:04:59.86	117	0:06:16.37	123	0:04:57.12	95		<b>0:21:28.29</b>	+0:02:57.07
115	136	PUTZENLECHNER Leonhard	 GER.1993.22199	0:05:12.48	132	0:05:02.14	125	0:06:13.63	113	0:05:00.18	110		<b>0:21:28.43</b>	+0:02:57.21
116	213	BRIQUEZ Cyril	 FRA.1992.22135	0:05:13.18	137	0:05:02.73	129	0:06:07.60	101	0:05:05.55	126		<b>0:21:29.06</b>	+0:02:57.84
117	157	RYAN Fergus	 GBR.1993.22458	0:05:19.68	155	0:04:54.06	93	0:06:08.83	105	0:05:06.80	130		<b>0:21:29.37</b>	+0:02:58.15
118	163	DODINO Giacomo	 ITA.1994.22466	0:05:16.62	148	0:04:58.00	112	0:06:14.95	117	0:05:02.12	116		<b>0:21:31.69</b>	+0:03:00.47
119	140	KASCHUB Nic Bennett	 GER.1993.21565	0:05:15.14	144	0:04:54.95	100	0:06:23.27	141	0:04:59.49	107		<b>0:21:32.85</b>	+0:03:01.63
120	99	FLOCKHART Sam	 GBR.1993.22357	0:04:51.60	48	0:04:39.49	45	0:07:20.11	201	0:04:42.42	37		<b>0:21:33.62</b>	+0:03:02.40
121	164	LETAK Petr	 CZE.1993.23009	0:05:16.11	147	0:04:53.80	89	0:06:15.73	121	0:05:08.41	140		<b>0:21:34.05</b>	+0:03:02.83
122	126	GIANI BARBOSA Julio	 BRA.1995.21938	0:05:04.05	98	0:05:03.59	131	0:06:18.76	127	0:05:08.08	135		<b>0:21:34.48</b>	+0:03:03.26
123	116	POILANE Florent	 FRA.1986.22778	0:05:10.15	122	0:05:02.42	126	0:06:15.71	120	0:05:07.45	132		<b>0:21:35.73</b>	+0:03:04.51
124	212	DUPIN Gaetan	 FRA.1991.21970	0:05:09.52	119	0:05:01.99	123	0:06:08.55	104	0:05:15.96	158		<b>0:21:36.02</b>	+0:03:04.80
125	221	DONOGHUE Neil	 GBR.1993.22357	0:05:15.04	143	0:04:55.82	104	0:06:22.45	140	0:05:03.54	122		<b>0:21:36.85</b>	+0:03:05.63
126	206	VANER Jan	 CZE.1993.23009	0:05:08.82	113	0:04:58.96	114	0:06:21.34	135	0:05:08.40	139		<b>0:21:37.52</b>	+0:03:06.30
127	78	THEW Trevor	 CAN.1993.22191	0:05:08.60	112	0:05:08.65	147	0:06:19.41	128	0:05:02.17	117		<b>0:21:38.83</b>	+0:03:07.61
128	117	HEBERT Ambroise	 FRA.1993.21934	0:05:14.27	139	0:05:04.79	139	0:06:12.44	112	0:05:08.29	138		<b>0:21:39.79</b>	+0:03:08.57



















## RESULTS OVERALL

Pos	Plate	Name Team	Nat EWS number	Stage 1	Pos	Stage 2	Pos	Stage 3	Pos	Stage 4	Pos	Penalties	Time	Gap
<b>MEN</b>														
129	103	HARVEY Loui	 NZL.1990.22338	0:04:57.45	73	0:04:45.72	65	0:07:01.84	191	0:04:56.37	92		<b>0:21:41.38</b>	+0:03:10.16
130	208	MAUNSELL Jonathan		0:05:09.57	120	0:05:02.44	127	0:06:15.90	122	0:05:13.95	152		<b>0:21:41.86</b>	+0:03:10.64
131	6	MAES Martin GT Factory Racing	 BEL.1997.21636	0:04:28.48	2	0:05:27.73	178	0:06:44.72	177	0:05:02.34	118		<b>0:21:43.27</b>	+0:03:12.05
132	135	SCHUMANN Max	 GER.1987.22740	0:05:08.04	109	0:05:05.68	142	0:06:25.54	147	0:05:05.79	127		<b>0:21:45.05</b>	+0:03:13.83
133	205	ZILAK Frantisek		0:05:12.14	131	0:05:03.82	134	0:06:18.01	124	0:05:12.44	150		<b>0:21:46.41</b>	+0:03:15.19
134	137	SKANT Gerd	 AUT.1991.22878	0:05:17.37	149	0:05:03.26	130	0:06:14.11	114	0:05:12.42	149		<b>0:21:47.16</b>	+0:03:15.94
135	105	BRADSHAW Tom	 NZL.1993.24526	0:05:07.70	105	0:05:04.22	137	0:06:18.38	126	0:05:17.22	162		<b>0:21:47.52</b>	+0:03:16.30
136	151	SAMPSON Thomas	 USA.1989.22982	0:05:12.69	134	0:05:03.79	133	0:06:28.30	152	0:05:03.10	120		<b>0:21:47.88</b>	+0:03:16.66
137	88	LACASTE Cedric Trek Accous VTT Enduro Team	 FRA.1992.21805	0:05:09.03	116	0:05:27.46	177	0:06:15.38	118	0:04:58.76	105		<b>0:21:50.63</b>	+0:03:19.41
138	91	VON WURSTEMBERGER Alois Norco Enduro Racing	 SUI.1987.21694	0:05:15.85	145	0:05:07.09	144	0:06:21.38	136	0:05:06.39	128		<b>0:21:50.71</b>	+0:03:19.49
139	169	EIBEGGER Michael	 AUT.1992.21798	0:05:12.74	135	0:05:01.97	121	0:06:33.00	164	0:05:03.44	121		<b>0:21:51.15</b>	+0:03:19.93
140	153	MICHAELS Gus	 USA.1991.22356	0:05:24.52	170	0:05:01.97	121	0:06:20.54	133	0:05:05.05	124		<b>0:21:52.08</b>	+0:03:20.86
141	207	FRANKLIN Macky		0:05:14.56	141	0:05:05.02	141	0:06:24.83	144	0:05:08.66	142		<b>0:21:53.07</b>	+0:03:21.85
142	155	KILMURRAY Chris	 IRL.1986.22542	0:05:22.19	162	0:05:10.09	150	0:06:22.39	139	0:04:59.62	108		<b>0:21:54.29</b>	+0:03:23.07
143	156	EVERETT Tom	 GBR.1997.22643	0:05:26.19	178	0:05:03.68	132	0:06:18.29	125	0:05:08.20	136		<b>0:21:56.36</b>	+0:03:25.14
144	219	MULLANE Ashley	 GBR.1984.22687	0:05:20.10	156	0:05:14.14	161	0:06:20.22	131	0:05:08.20	136		<b>0:22:02.66</b>	+0:03:31.44

















## RESULTS OVERALL

Pos	Plate	Name Team	Nat EWS number	Stage 1	Pos	Stage 2	Pos	Stage 3	Pos	Stage 4	Pos	Penalties	Time	Gap
<b>MEN</b>														
145	215	GERMAN Thomas		0:05:22.18	161	0:05:08.85	148	0:06:25.14	145	0:05:08.93	144		<b>0:22:05.10</b>	+0:03:33.88
146	158	CARVAJAL Gabriel	 COL.1995.21531	0:05:26.04	177	0:05:06.95	143	0:06:25.29	146	0:05:10.48	148		<b>0:22:08.76</b>	+0:03:37.54
147	160	FRANCES GARRIDO Javier	 ESP.1984.22137	0:05:13.06	136	0:05:04.55	138	0:06:35.74	170	0:05:17.38	163		<b>0:22:10.73</b>	+0:03:39.51
148	178	ZIETSMAN Martin	 RSA.1984.22399	0:05:28.34	183	0:05:10.79	153	0:06:20.11	129	0:05:12.51	151		<b>0:22:11.75</b>	+0:03:40.53
149	218	BERTELSEN Jeppe Bob		0:05:22.72	163	0:05:10.70	152	0:06:21.55	137	0:05:18.58	166		<b>0:22:13.55</b>	+0:03:42.33
150	173	NEGRO Claudio	 SUI.1985.22754	0:05:21.98	160	0:05:15.08	163	0:06:29.66	155	0:05:08.01	134		<b>0:22:14.73</b>	+0:03:43.51
151	257	MONNECCHI Giulio		0:05:20.30	157	0:05:10.14	151	0:06:28.48	153	0:05:16.85	161		<b>0:22:15.77</b>	+0:03:44.55
152	190	KOKKONEN Leo	 FIN.1980.24823	0:05:25.17	175	0:05:04.80	140	0:06:27.36	151	0:05:20.12	168		<b>0:22:17.45</b>	+0:03:46.23
153	191	GARCIA Ruben	 ESP.1992.22776	0:05:14.16	138	0:04:52.70	85	0:06:36.10	171	0:05:36.31	186		<b>0:22:19.27</b>	+0:03:48.05
154	144	SCHWENK Robert	 GER.1994.23041	0:05:24.52	170	0:05:13.77	159	0:06:25.99	148	0:05:15.24	156		<b>0:22:19.52</b>	+0:03:48.30
155	249	TERRIBILE Francesco		0:05:24.82	173	0:05:14.10	160	0:06:31.37	159	0:05:09.98	146		<b>0:22:20.27</b>	+0:03:49.05
156	184	ANGELINI Michel	 ITA.1989.23038	0:05:27.98	181	0:05:11.93	155	0:06:31.55	160	0:05:09.05	145		<b>0:22:20.51</b>	+0:03:49.29
157	264	BONAROTTI Alessandro		0:05:23.12	165	0:05:14.54	162	0:06:25.99	148	0:05:18.17	164		<b>0:22:21.82</b>	+0:03:50.60
158	220	ASTON Paul		0:05:22.92	164	0:05:16.35	165	0:06:29.85	156	0:05:14.35	154		<b>0:22:23.47</b>	+0:03:52.25
159	182	BALINSKI Mateusz	 POL.1994.23314	0:05:23.18	166	0:05:15.97	164	0:06:32.57	163	0:05:16.39	159		<b>0:22:28.11</b>	+0:03:56.89
160	177	GOULD Jordan	 GBR.1985.22017	0:05:24.74	172	0:05:08.35	146	0:06:40.00	174	0:05:15.12	155		<b>0:22:28.21</b>	+0:03:56.99





## RESULTS OVERALL

Pos	Plate	Name Team	Nat EWS number	Stage 1	Pos	Stage 2	Pos	Stage 3	Pos	Stage 4	Pos	Penalties	Time	Gap
<b>MEN</b>														
161	225	NEWTH Jordan	 USA	0:05:24.51	169	0:05:16.81	166	0:06:26.30	150	0:05:20.78	170		<b>0:22:28.40</b>	+0:03:57.18
162	79	CRAWFORD Takoda	 CAN.1995.22718	0:05:09.15	117	0:04:59.25	116	0:07:12.19	196	0:05:10.47	147		<b>0:22:31.06</b>	+0:03:59.84
163	243	BERNARD Guillaume	 FRA	0:05:31.04	187	0:05:20.47	170	0:06:30.33	157	0:05:14.02	153		<b>0:22:35.86</b>	+0:04:04.64
164	167	SOKOLOWSKI Jurek	 GER.1997.21378	0:05:27.59	180	0:05:12.17	157	0:06:30.68	158	0:05:26.43	177		<b>0:22:36.87</b>	+0:04:05.65
165	241	RIMAILHO David	 FRA	0:05:26.33	179	0:05:21.09	171	0:06:34.49	166	0:05:15.62	157		<b>0:22:37.53</b>	+0:04:06.31
166	175	MOSLE Niklaus	 SUI.1985.22800	0:05:23.82	168	0:05:17.74	167	0:06:32.06	161	0:05:24.32	174		<b>0:22:37.94</b>	+0:04:06.72
167	245	CARRUBBA Matteo	 ITA	0:05:21.32	159	0:05:44.39	194	0:06:23.89	142	0:05:08.47	141		<b>0:22:38.07</b>	+0:04:06.85
168	250	ZUNINO Mattia	 ITA	0:05:31.54	188	0:05:11.99	156	0:06:29.43	154	0:05:25.27	176		<b>0:22:38.23</b>	+0:04:07.01
169	224	BEER Guy	 HUN	0:05:28.26	182	0:05:22.24	173	0:06:32.51	162	0:05:18.72	167		<b>0:22:41.73</b>	+0:04:10.51
170	265	FREGONA Francesco	 ITA	0:05:18.66	152	0:05:32.91	186	0:06:20.12	130	0:05:39.00	188		<b>0:22:50.69</b>	+0:04:19.47
171	162	POLETTI Stefano	 ITA.1992.22633	0:05:20.40	158	0:05:13.34	158	0:06:33.63	165	0:05:44.20	194		<b>0:22:51.57</b>	+0:04:20.35
172	237	RAMIREZ GOMEZ Ricardo	 CHI	0:05:28.36	184	0:05:22.62	174	0:06:34.57	167	0:05:27.68	179		<b>0:22:53.23</b>	+0:04:22.01
173	233	GERBER Simon	 SUI	0:05:30.58	185	0:05:30.42	181	0:06:35.51	169	0:05:18.37	165		<b>0:22:54.88</b>	+0:04:23.66
174	262	NARDINI Graziano	 ITA	0:05:35.70	190	0:05:21.39	172	0:06:37.07	172	0:05:22.28	171		<b>0:22:56.44</b>	+0:04:25.22
175	174	HEULE Raphael	 SUI.1986.22630	0:05:25.37	176	0:05:28.10	179	0:06:38.55	173	0:05:24.45	175		<b>0:22:56.47</b>	+0:04:25.25
176	229	PARGMANN Urs	 SUI	0:05:40.43	194	0:05:31.37	182	0:06:42.45	175	0:05:20.64	169		<b>0:23:14.89</b>	+0:04:43.67

## RESULTS OVERALL

Pos	Plate	Name Team	Nat EWS number	Stage 1	Pos	Stage 2	Pos	Stage 3	Pos	Stage 4	Pos	Penalties	Time	Gap
<b>MEN</b>														
177	209	CONTE Dylan	 EWS number	0:05:24.91	174	0:05:20.31	168	0:07:28.20	204	0:05:07.85	133		<b>0:23:21.27</b>	+0:04:50.05
178	95	DORRONG Bernd Team Dorrong Enduro	 AUT.1983.21672	0:05:47.30	203	0:05:20.46	169	0:06:53.86	187	0:05:23.05	173		<b>0:23:24.67</b>	+0:04:53.45
179	252	ORSENIGO Marco	 EWS number	0:05:18.38	151	0:06:23.77	212	0:06:35.37	168	0:05:08.80	143		<b>0:23:26.32</b>	+0:04:55.10
180	89	DAUMAS Theo Chamrousse URGE bp Enduro Team	 FRA.1996.21873	0:05:04.95	100	0:05:59.50	205	0:06:08.39	103	0:06:14.09	205		<b>0:23:26.93</b>	+0:04:55.71
181	172	ZENONE Luca	 SUI.1987.22664	0:05:45.10	200	0:05:35.18	188	0:06:52.89	186	0:05:16.54	160		<b>0:23:29.71</b>	+0:04:58.49
182	228	GRAF Daniel	 EWS number	0:05:39.14	191	0:05:31.66	183	0:06:51.10	183	0:05:29.20	180		<b>0:23:31.10</b>	+0:04:59.88
183	187	MONDRIK Petr	 CZE.1988.22818	0:05:45.87	201	0:05:24.90	175	0:06:50.20	181	0:05:31.26	183		<b>0:23:32.23</b>	+0:05:01.01
184	180	FRANCIS Dan	 GBR.1985.22888	0:05:31.86	189	0:05:32.20	184	0:06:54.54	188	0:05:37.82	187		<b>0:23:36.42</b>	+0:05:05.20
185	170	BONDERER Fabian	 SUI.1997.24620	0:05:46.92	202	0:05:37.32	190	0:06:48.84	180	0:05:29.45	181		<b>0:23:42.53</b>	+0:05:11.31
186	227	LARSSON Gustav	 EWS number	0:05:51.46	204	0:05:26.75	176	0:06:59.00	189	0:05:26.71	178		<b>0:23:43.92</b>	+0:05:12.70
187	263	MARIOTTI Piercarlo	 EWS number	0:05:39.43	192	0:05:46.46	197	0:06:51.36	184	0:05:39.12	189		<b>0:23:56.37</b>	+0:05:25.15
188	256	BENEDETTI Giorgio	 EWS number	0:05:39.47	193	0:05:58.60	204	0:06:47.62	179	0:05:30.94	182		<b>0:23:56.63</b>	+0:05:25.41
189	242	LORNAC Mathieu	 EWS number	0:05:56.77	209	0:05:56.02	203	0:06:44.00	176	0:05:22.57	172		<b>0:23:59.36</b>	+0:05:28.14
190	186	SEBESTYEN Krisztian	 HUN.1984.22249	0:05:43.39	197	0:05:41.82	191	0:07:00.01	190	0:05:34.31	185		<b>0:23:59.53</b>	+0:05:28.31
191	183	WOLF Gabriele	 ITA.1994.22167	0:05:42.40	196	0:05:32.43	185	0:07:16.14	200	0:05:33.30	184		<b>0:24:04.27</b>	+0:05:33.05
192	179	CLAYTON Ben	 GBR.1985.22404	0:05:44.97	198	0:05:44.56	195	0:06:51.71	185	0:05:45.39	195		<b>0:24:06.63</b>	+0:05:35.41

## RESULTS OVERALL

Pos	Plate	Name Team	Nat EWS number	Stage 1	Pos	Stage 2	Pos	Stage 3	Pos	Stage 4	Pos	Penalties	Time	Gap
<b>MEN</b>														
193	259	VENTURINI Mario		0:06:11.63	214	0:05:30.20	180	0:06:50.93	182	0:05:39.27	190		<b>0:24:12.03</b>	+0:05:40.81
194	181	WOODALL Mathew	 GBR.1989.22766	0:05:57.22	210	0:05:36.07	189	0:07:05.62	192	0:05:39.96	192		<b>0:24:18.87</b>	+0:05:47.65
195	255	ANDREOLI Umberto		0:05:54.77	208	0:05:44.08	192	0:07:12.16	195	0:05:42.08	193		<b>0:24:33.09</b>	+0:06:01.87
196	240	STEPIEN Quentin		0:05:40.70	195	0:05:53.06	201	0:07:14.01	199	0:05:49.21	196		<b>0:24:36.98</b>	+0:06:05.76
197	77	EDGAR Brendon	 CAN.1985.23003	0:04:59.99	83	0:05:02.11	124	0:08:11.42	209	0:06:28.02	208		<b>0:24:41.54</b>	+0:06:10.32
198	223	FOLEY Brendan		0:05:30.75	186	0:05:45.21	196	0:07:36.36	205	0:05:50.61	197		<b>0:24:42.93</b>	+0:06:11.71
199	235	ALBAN Sven		0:05:54.20	207	0:05:54.67	202	0:07:07.07	194	0:05:51.29	199		<b>0:24:47.23</b>	+0:06:16.01
200	234	LINK Moritz		0:05:54.05	206	0:06:03.68	207	0:07:12.22	197	0:05:39.79	191		<b>0:24:49.74</b>	+0:06:18.52
201	253	TORREANO Guido		0:06:07.53	212	0:05:50.64	199	0:07:06.69	193	0:05:50.97	198		<b>0:24:55.83</b>	+0:06:24.61
202	238	MEDEL Matias		0:06:09.92	213	0:05:52.98	200	0:07:12.26	198	0:05:53.33	200		<b>0:25:08.49</b>	+0:06:37.27
203	189	LUCATO Emanuele	 ITA.1981.22654	0:05:53.81	205	0:06:02.43	206	0:07:21.36	202	0:05:59.46	201		<b>0:25:17.06</b>	+0:06:45.84
204	261	PELLINO Simone		0:06:05.64	211	0:06:05.96	208	0:07:24.32	203	0:06:11.91	204		<b>0:25:47.83</b>	+0:07:16.61
205	230	MITTELBACH Maximilian		0:05:45.05	199	0:05:48.00	198	0:07:48.15	206	0:06:27.38	207		<b>0:25:48.58</b>	+0:07:17.36
206	185	SCACCIOTTI Emanuele	 ITA.1987.23407	0:06:21.37	215	0:06:20.03	209	0:07:48.38	207	0:06:05.46	203		<b>0:26:35.24</b>	+0:08:04.02
207	260	NEGRI Marcello		0:06:36.52	216	0:06:20.24	210	0:07:56.31	208	0:06:15.88	206		<b>0:27:08.95</b>	+0:08:37.73
208	226	LAWRENCE James		0:06:50.84	217	0:06:49.97	213	0:08:19.09	210	0:06:45.68	209		<b>0:28:45.58</b>	+0:10:14.36

## RESULTS OVERALL

Pos	Plate	Name Team	Nat EWS number	Stage 1	Pos	Stage 2	Pos	Stage 3	Pos	Stage 4	Pos	Penalties	Time	Gap
<b>MEN</b>														
209	216	MAES Tom		0:05:23.76	167	0:05:44.34	193	0:06:44.86	178	0:19:51.72	210		<b>0:37:44.68</b>	+0:19:13.46
210	90	FRANCOGLIO Ulysse Chamrousse URGE bp Enduro Team	 FRA.1990.21874	0:05:19.42	154	0:05:02.46	128	0:06:15.58	119	0:21:28.61	211	0:01:00.00	<b>0:39:06.07</b>	+0:20:34.85
211	258	TRIPODI Mattia		0:07:26.04	218	0:06:23.47	211	0:30:59.90	212	0:06:02.56	202		<b>0:50:51.97</b>	+0:32:20.75
DNF	74	WOLFE Daniel	 IRL.1988.22250	0:05:15.98	146	0:13:38.80	215	0:21:42.20	211					
DNF	97	GAMBIRASIO Vittorio	 ITA.1990.22647	0:05:08.93	114	0:04:48.60	74							
DNF	84	FRANCARDO Tommaso	 ITA.1997.22813	0:04:54.97	62	0:05:04.10	136							
DNF	57	BRON Kilian Intense Mavic Collective	 FRA.1991.21681	0:04:51.30	46	0:12:01.11	214							
DNF	125	VIAL Felipe	 CHI.1992.21419	0:04:59.39	81									
DNF	65	STONIG Matthias	 AUT.1989.21580	0:05:02.04	89									
DNF	61	PIEKARA Robert	 POL.1989.22383	0:05:02.67	92									
DNF	43	WRIGHT Keegan Unior Devinci Factory Racing	 NZL.1996.21734											
DNF	66	FERREIRO Toni	 ESP.1990.22450											
DSQ	81	TEJCHMAN Premek	 CZE.1988.22389	0:04:52.52		0:04:41.07		0:05:52.19		0:04:37.27				
DNS	107	SHIRLEY James	 GBR.1989.22351											
DNS	244	SOUDON Philippe												
DNS	203	BENASSI Diego												

## RESULTS OVERALL



Pos	Plate	Name Team	Nat EWS number	Stage 1	Pos	Stage 2	Pos	Stage 3	Pos	Stage 4	Pos	Penalties	Time	Gap
<b>MEN   Master 40+</b>														
1	806	FRUET Martino	 ITA.1977.22431	0:04:50.67	1	0:04:51.98	3	0:05:57.79	2	0:04:47.88	1		<b>0:20:28.32</b>	
2	807	ZANCHI Bruno	 ITA.1973.21847	0:05:04.97	4	0:04:47.91	1	0:05:55.74	1	0:04:53.32	2		<b>0:20:41.94</b>	+0:00:13.62
3	805	GOLAY Florian	 SUI.1977.22429	0:05:22.40	13	0:04:52.82	4	0:06:07.74	3	0:04:58.35	4		<b>0:21:21.31</b>	+0:00:52.99
4	801	AMOUR Karim Miranda Racing Team	 FRA.1975.21696	0:05:07.00	5	0:04:49.07	2	0:06:38.65	22	0:04:54.45	3		<b>0:21:29.17</b>	+0:01:00.85
5	802	BRODERICK Michael	 USA.1973.22376	0:05:04.72	3	0:04:56.93	6	0:06:28.23	12	0:05:10.74	6		<b>0:21:40.62</b>	+0:01:12.30
6	813	PHILLIPS Botsy	 USA.1976.22873	0:05:14.36	8	0:05:04.54	7	0:06:19.52	6	0:05:10.36	5		<b>0:21:48.78</b>	+0:01:20.46
7	841	HYNCICA Vlastimil	 CZE.1977.22429	0:05:11.70	7	0:05:09.51	10	0:06:17.63	4	0:05:15.01	11		<b>0:21:53.85</b>	+0:01:25.53
8	819	BEESTON Jeffrey	 AUS.1978.22922	0:05:14.48	9	0:05:05.90	8	0:06:29.30	15	0:05:14.26	9		<b>0:22:03.94</b>	+0:01:35.62
9	809	VAN DE HATERD Wilfred	 NED.1972.22311	0:05:16.02	10	0:05:15.56	16	0:06:23.23	8	0:05:15.31	12		<b>0:22:10.12</b>	+0:01:41.80
10	890	PAGE Nigel Chain Reaction Cycles Mavic	 GBR.1972.23282	0:05:22.70	14	0:05:14.33	14	0:06:18.97	5	0:05:16.83	14		<b>0:22:12.83</b>	+0:01:44.51
11	845	ROTA Stefano	 ITA.1977.22431	0:05:23.19	15	0:05:12.60	12	0:06:24.36	9	0:05:14.64	10		<b>0:22:14.79</b>	+0:01:46.47
12	847	O'BRIEN Glyn	 IRL.1977.22429	0:05:25.15	16	0:05:10.12	11	0:06:25.97	11	0:05:22.45	20		<b>0:22:23.69</b>	+0:01:55.37
13	803	WEST Mike	 USA.1974.23022	0:05:04.31	2	0:04:53.21	5	0:06:35.69	18	0:05:52.54	41		<b>0:22:25.75</b>	+0:01:57.43
14	848	MCLOUGHLIN Paul	 IRL.1977.22429	0:05:08.80	6	0:05:14.53	15	0:06:57.84	34	0:05:11.09	7		<b>0:22:32.26</b>	+0:02:03.94
15	851	STADELMANN Urs	 SUI.1977.22429	0:05:27.84	18	0:05:20.56	19	0:06:29.22	14	0:05:16.72	13		<b>0:22:34.34</b>	+0:02:06.02
16	844	GENNESI Alessandro	 ITA.1977.22431	0:05:32.68	23	0:05:13.90	13	0:06:25.62	10	0:05:24.26	22		<b>0:22:36.46</b>	+0:02:08.14

## RESULTS OVERALL

Pos	Plate	Name Team	Nat EWS number	Stage 1	Pos	Stage 2	Pos	Stage 3	Pos	Stage 4	Pos	Penalties	Time	Gap
<b>MEN   Master 40+</b>														
17	826	EXENBERGER Kurt	 AUT.1975.23045	0:05:18.23	11	0:05:07.99	9	0:06:48.92	29	0:05:26.03	23		<b>0:22:41.17</b>	+0:02:12.85
18	810	GREENWOOD Dan	 GBR.1975.22552	0:05:26.52	17	0:05:24.98	23	0:06:33.15	17	0:05:19.45	17		<b>0:22:44.10</b>	+0:02:15.78
19	804	CIZINSKY Milan	 CZE.1974.22018	0:05:39.18	31	0:05:24.19	22	0:06:28.85	13	0:05:17.93	16		<b>0:22:50.15</b>	+0:02:21.83
20	850	STEPHENS Dave	 	0:05:31.59	21	0:05:16.28	17	0:06:39.50	23	0:05:28.36	25		<b>0:22:55.73</b>	+0:02:27.41
21	863	TAGLIAFERRI Marco	 	0:05:37.88	29	0:05:17.63	18	0:06:36.81	20	0:05:24.03	21		<b>0:22:56.35</b>	+0:02:28.03
22	839	VOLET Fabien	 FRA.1977.23492	0:05:34.30	24	0:05:32.86	29	0:06:33.04	16	0:05:19.46	18		<b>0:22:59.66</b>	+0:02:31.34
23	862	MODESTI Dimitri	 	0:05:32.52	22	0:05:20.81	21	0:06:45.71	26	0:05:27.67	24		<b>0:23:06.71</b>	+0:02:38.39
24	812	VALLE Paulo	 CRC.1974.22402	0:05:29.40	19	0:05:20.71	20	0:06:52.27	30	0:05:28.66	26		<b>0:23:11.04</b>	+0:02:42.72
25	821	WARD Joe	 IRL.1971.22541	0:05:39.08	30	0:05:25.06	24	0:06:46.97	28	0:05:32.96	28		<b>0:23:24.07</b>	+0:02:55.75
26	849	GRANBY Chay	 	0:05:41.60	35	0:05:42.53	34	0:06:40.60	24	0:05:21.74	19		<b>0:23:26.47</b>	+0:02:58.15
27	814	PIRES Armando	 BRA.1974.22344	0:05:47.89	39	0:05:29.60	28	0:06:53.74	31	0:05:17.26	15		<b>0:23:28.49</b>	+0:03:00.17
28	820	PAFFENBERGER David	 CAN.1971.22605	0:05:37.83	28	0:05:27.18	25	0:06:55.04	32	0:05:32.26	27		<b>0:23:32.31</b>	+0:03:03.99
29	816	CLAVERIE Alexandre Trek Accous VTT Enduro Team	 FRA.1978.21796	0:05:39.45	32	0:05:34.75	31	0:06:43.92	25	0:05:36.82	29		<b>0:23:34.94</b>	+0:03:06.62
30	853	HYNČICA Petr	 	0:05:43.97	36	0:05:29.32	27	0:06:36.93	21	0:05:48.62	36		<b>0:23:38.84</b>	+0:03:10.52
31	842	BONANOMI Gianluca	 	0:05:20.56	12	0:06:44.64	60	0:06:23.01	7	0:05:13.01	8		<b>0:23:41.22</b>	+0:03:12.90
32	869	CUNEO Matteo	 	0:05:37.08	27	0:05:41.02	33	0:06:45.86	27	0:05:42.60	34		<b>0:23:46.56</b>	+0:03:18.24








## RESULTS OVERALL

Pos	Plate	Name Team	Nat EWS number	Stage 1	Pos	Stage 2	Pos	Stage 3	Pos	Stage 4	Pos	Penalties	Time	Gap
<b>MEN   Master 40+</b>														
33	860	PHILLIPS Damian	 NZL.1976.24513	0:05:34.34	25	0:05:28.29	26	0:07:10.44	38	0:05:42.23	33		<b>0:23:55.30</b>	+0:03:26.98
34	824	GOUGH Max	 NZL.1976.24513	0:05:51.62	42	0:05:43.32	35	0:06:59.97	35	0:05:38.78	31		<b>0:24:13.69</b>	+0:03:45.37
35	811	KROEGER Shane	 CAN.1976.22177	0:05:29.97	20	0:06:02.57	48	0:06:36.46	19	0:06:20.05	53		<b>0:24:29.05</b>	+0:04:00.73
36	864	SABBIA Andrea	 ITA.1976.22177	0:05:59.72	48	0:05:44.04	36	0:07:15.34	46	0:05:40.45	32		<b>0:24:39.55</b>	+0:04:11.23
37	818	MCNEIL John	 GBR.1969.21394	0:05:57.16	46	0:05:44.05	37	0:07:14.39	43	0:05:46.20	35		<b>0:24:41.80</b>	+0:04:13.48
38	870	GASSANI Alessandro	 ITA.1969.21394	0:05:51.71	43	0:05:59.34	45	0:07:01.36	36	0:05:50.31	39		<b>0:24:42.72</b>	+0:04:14.40
39	866	COCCHI Germano	 ITA.1969.21394	0:06:01.82	50	0:05:45.92	38	0:07:11.21	40	0:05:48.68	37		<b>0:24:47.63</b>	+0:04:19.31
40	871	SGUBBI Andrea	 ITA.1969.21394	0:05:46.39	38	0:06:09.46	52	0:07:14.81	45	0:05:49.80	38		<b>0:25:00.46</b>	+0:04:32.14
41	834	ZORTEA Carlo	 ITA.1965.22064	0:05:57.20	47	0:05:58.51	43	0:07:14.51	44	0:05:54.26	42		<b>0:25:04.48</b>	+0:04:36.16
42	827	STRICKER Wilhelm	 ITA.1967.22750	0:05:49.60	40	0:06:09.05	51	0:07:11.62	41	0:06:01.37	46		<b>0:25:11.64</b>	+0:04:43.32
43	855	ZINS Gregory	 FRA.1967.22750	0:06:15.54	60	0:05:57.40	42	0:07:03.76	37	0:05:59.59	44		<b>0:25:16.29</b>	+0:04:47.97
44	868	MAGISTRI Fabio	 ITA.1967.22750	0:06:12.28	59	0:05:53.33	39	0:07:21.35	52	0:05:50.68	40		<b>0:25:17.64</b>	+0:04:49.32
45	837	BUIL Alexandre	 FRA.1970.21904	0:06:01.20	49	0:05:56.85	41	0:07:21.23	51	0:05:58.37	43		<b>0:25:17.65</b>	+0:04:49.33
46	832	CALAM Jeff	 GBR.1978.22741	0:06:03.35	52	0:05:59.81	46	0:07:18.68	49	0:06:10.77	50		<b>0:25:32.61</b>	+0:05:04.29
47	822	WALLINGTON Barrie	 GBR.1967.23000	0:06:21.29	62	0:06:27.08	56	0:07:10.55	39	0:05:38.16	30		<b>0:25:37.08</b>	+0:05:08.76
48	859	MAHONY Fergal O	 IRL.1967.23000	0:06:09.57	56	0:06:00.41	47	0:07:29.69	54	0:06:01.27	45		<b>0:25:40.94</b>	+0:05:12.62

## RESULTS OVERALL

Pos	Plate	Name Team	Nat EWS number	Stage 1	Pos	Stage 2	Pos	Stage 3	Pos	Stage 4	Pos	Penalties	Time	Gap
<b>MEN   Master 40+</b>														
49	858	EGAN Sean		0:06:09.66	57	0:06:05.82	50	0:07:29.07	53	0:06:04.91	48		<b>0:25:49.46</b>	+0:05:21.14
50	838	ROUYRE Michel	 FRA.1963.21905	0:06:08.07	54	0:06:25.07	55	0:07:19.90	50	0:06:03.70	47		<b>0:25:56.74</b>	+0:05:28.42
51	854	BUSTAMANTE Santiago		0:06:11.88	58	0:06:05.00	49	0:07:41.98	57	0:06:11.73	51		<b>0:26:10.59</b>	+0:05:42.27
52	856	SIMARD Stephane		0:05:56.52	45	0:06:27.83	57	0:07:31.53	55	0:06:17.52	52		<b>0:26:13.40</b>	+0:05:45.08
53	865	CARUSO Gianluca		0:05:49.94	41	0:05:59.23	44	0:07:15.92	47	0:07:35.84	59		<b>0:26:40.93</b>	+0:06:12.61
54	835	MARTINEZ Frederic	 FRA.1967.22753	0:06:09.18	55	0:06:35.13	58	0:07:51.02	58	0:06:08.47	49		<b>0:26:43.80</b>	+0:06:15.48
55	828	REISING Andre	 GER.1970.22771	0:05:45.83	37	0:05:39.09	32	0:07:13.72	42	0:08:09.28	61		<b>0:26:47.92</b>	+0:06:19.60
56	830	PAJMA Martin	 CZE.1977.22282	0:05:41.14	34	0:05:34.33	30	0:06:55.15	33	0:07:42.67	60	0:01:00.00	<b>0:26:53.29</b>	+0:06:24.97
57	872	PREMAZZI Marco		0:06:19.28	61	0:06:39.69	59	0:07:39.47	56	0:06:35.00	54		<b>0:27:13.44</b>	+0:06:45.12
58	861	ARCHER Chris		0:06:02.77	51	0:05:56.37	40	0:07:18.16	48	0:08:12.40	62		<b>0:27:29.70</b>	+0:07:01.38
59	857	SCHUMLICK Todd		0:06:35.85	63	0:06:45.53	61	0:08:18.66	59	0:07:02.02	57		<b>0:28:42.06</b>	+0:08:13.74
60	833	WHITE Andy	 SWE.1975.21363	0:06:54.05	64	0:06:52.79	62	0:08:23.34	60	0:06:38.33	55		<b>0:28:48.51</b>	+0:08:20.19
61	836	OFFREDI Yannick	 FRA.1978.22824	0:07:14.19	65	0:07:50.86	63	0:08:24.70	61	0:06:59.57	56		<b>0:30:29.32</b>	+0:10:01.00
62	874	CIAMBRONE Roberto	 ITA.1964.21655	0:07:57.69	66	0:08:25.29	64	0:10:14.92	62	0:07:04.29	58		<b>0:33:42.19</b>	+0:13:13.87
DNF	852	RAU Serge		0:06:04.16	53	0:06:10.24	53							
DNF	823	JACOB John	 NZL.1968.21650	0:05:41.10	33	0:06:24.22	54							

## RESULTS OVERALL

Pos	Plate	Name Team	Nat EWS number	Stage 1	Pos	Stage 2	Pos	Stage 3	Pos	Stage 4	Pos	Penalties	Time	Gap
<b>MEN   Master 40+</b>														
DNF	831	WINKLER Gabor	 HUN.1974.22246	0:05:55.82	44	0:09:40.03	65							
DNF	825	MAYRHOFER Reinhard Team Dorrong Enduro	 AUT.1976.21667	0:05:34.54	26									
DNS	817	SCOTT Darren	 GBR.1971.22334											
DNS	873	LAZZARINI Roberto	 ITA.1966.22161											
DNS	867	BARONI Francesco												





## RESULTS OVERALL

Pos	Plate	Name Team	Nat EWS number	Stage 1	Pos	Stage 2	Pos	Stage 3	Pos	Stage 4	Pos	Penalties	Time	Gap
<b>MEN   Under 21</b>														
1	501	HEAP Elliott Chain Reaction Cycles Mavic	 GBR.1998.21783	0:04:46.35	2	0:04:31.59	2	<u>0:05:44.29</u>	1	0:04:41.18	3		<b>0:19:43.41</b>	
2	503	BAUD Eliott	 FRA.1998.22053	0:04:48.65	4	0:04:32.81	3	0:05:47.34	2	0:04:40.72	2		<b>0:19:49.52</b>	+0:00:06.11
3	504	TRABAC Theotim Commencal Vallnord Enduro Racing	 FRA.1998.21829	0:04:51.66	5	<u>0:04:30.01</u>	1	0:05:48.57	4	<u>0:04:39.38</u>	1		<b>0:19:49.62</b>	+0:00:06.21
4	505	JEANDEL Louis	 FRA.1998.22140	<u>0:04:44.92</u>	1	0:04:34.02	4	0:05:51.78	6	0:04:43.88	4		<b>0:19:54.60</b>	+0:00:11.19
5	507	HARTENSTERN Max	 GER.1999.25193	0:04:55.15	8	0:04:37.05	6	0:05:47.92	3	0:04:45.24	5		<b>0:20:05.36</b>	+0:00:21.95
6	506	LUCAS Cole Cube Action Team	 NZL.1998.23013	0:04:52.18	6	0:04:35.59	5	0:05:57.13	9	0:04:47.69	7		<b>0:20:12.59</b>	+0:00:29.18
7	502	SECONDI Nathan	 FRA.1999.22133	0:04:48.49	3	0:04:38.69	7	0:05:52.50	7	0:04:53.79	14		<b>0:20:13.47</b>	+0:00:30.06
8	508	WOOLLEY Kasper	 CAN.1999.21348	0:04:56.38	10	0:04:41.72	8	0:05:50.72	5	0:04:51.49	11		<b>0:20:20.31</b>	+0:00:36.90
9	547	SMESTAD Simen	 NOR.1999.22684	0:04:56.29	9	0:04:42.54	9	0:05:53.97	8	0:04:49.89	9		<b>0:20:22.69</b>	+0:00:39.28
10	512	BLAHA Vojtech	 CZE.1999.22684	0:04:57.13	11	0:04:50.52	17	0:06:04.00	14	0:04:48.17	8		<b>0:20:39.82</b>	+0:00:56.41
11	516	MARTINELLI Simone	 ITA.1999.22114	0:05:01.10	14	0:04:51.21	18	0:06:03.53	13	0:04:47.38	6		<b>0:20:43.22</b>	+0:00:59.81
12	549	VIDAL Antoine	 FRA.1999.22114	0:05:02.04	17	0:04:48.64	14	0:06:05.52	17	0:04:52.13	12		<b>0:20:48.33</b>	+0:01:04.92
13	514	PALUDETTO Roberto CMC Cycling Experience	 ITA.2000.21872	0:04:59.32	12	0:04:54.52	21	0:05:58.17	10	0:04:57.10	22		<b>0:20:49.11</b>	+0:01:05.70
14	515	SACCON Matteo CMC Cycling Experience	 ITA.2000.21866	0:05:00.68	13	0:04:50.12	16	0:06:04.99	16	0:04:54.46	15		<b>0:20:50.25</b>	+0:01:06.84
15	511	EDMONDSON Jamie	 GBR.2001.22932	0:05:02.31	18	0:04:47.92	12	0:06:06.65	19	0:04:54.72	17		<b>0:20:51.60</b>	+0:01:08.19
16	517	TUR Mateu	 ESP.1998.22567	0:05:05.06	23	0:04:46.02	10	0:06:04.89	15	0:04:56.18	21		<b>0:20:52.15</b>	+0:01:08.74

## RESULTS OVERALL

Pos	Plate	Name Team	Nat EWS number	Stage 1	Pos	Stage 2	Pos	Stage 3	Pos	Stage 4	Pos	Penalties	Time	Gap
<b>MEN   Under 21</b>														
17	532	GROTTI Nicola	 ITA.2000.21925	0:05:06.44	24	0:04:54.14	20	0:06:08.41	23	0:04:50.02	10		<b>0:20:59.01</b>	+0:01:15.60
18	525	CAMOIN Francescu-Maria	 FRA.2001.23545	0:05:16.75	38	0:04:47.96	13	0:06:02.35	11	0:04:53.23	13		<b>0:21:00.29</b>	+0:01:16.88
19	524	FRANCK Gilles	 BEL.2000.22291	0:05:08.18	26	0:04:47.72	11	0:06:07.55	20	0:05:01.59	27		<b>0:21:05.04</b>	+0:01:21.63
20	526	BIBOLLET Erwan	 FRA.2000.22616	0:05:09.59	30	0:04:56.34	24	0:06:08.01	21	0:04:55.62	19		<b>0:21:09.56</b>	+0:01:26.15
21	546	DRACH Torben	 GER.1998.22419	0:05:06.53	25	0:04:59.89	30	0:06:08.57	25	0:04:55.34	18		<b>0:21:10.33</b>	+0:01:26.92
22	521	OHRN Andreas	 NOR.1999.22549	0:05:03.50	21	0:04:49.46	15	0:06:14.34	29	0:05:03.09	28		<b>0:21:10.39</b>	+0:01:26.98
23	531	PELISSERO Simone	 ITA.2001.21940	0:05:02.58	20	0:05:01.48	32	0:06:11.33	27	0:04:55.65	20		<b>0:21:11.04</b>	+0:01:27.63
24	528	FRESQUET Axel	 FRA.1998.23081	0:05:08.18	26	0:04:56.40	25	0:06:06.45	18	0:05:01.00	24		<b>0:21:12.03</b>	+0:01:28.62
25	509	KOEN Matthew	 USA.1998.22470	0:04:52.56	7	0:05:25.00	55	0:06:02.54	12	0:04:54.47	16		<b>0:21:14.57</b>	+0:01:31.16
26	558	GIACOBINI Francesco	 ITA.2000.22291	0:05:11.83	33	0:04:52.88	19	0:06:09.84	26	0:05:00.32	23		<b>0:21:14.87</b>	+0:01:31.46
27	523	JOYE Cameron	 USA.1998.21721	0:05:02.38	19	0:04:56.53	26	0:06:11.65	28	0:05:04.65	29		<b>0:21:15.21</b>	+0:01:31.80
28	538	BYRNE Harry	 IRL.2001.23573	0:05:20.88	45	0:04:54.61	22	0:06:08.39	22	0:05:01.50	26		<b>0:21:25.38</b>	+0:01:41.97
29	520	WILSON Thomas	 GBR.2000.22553	0:05:09.53	29	0:04:56.92	27	0:06:08.53	24	0:05:12.61	39		<b>0:21:27.59</b>	+0:01:44.18
30	554	BURNS Jeronimo	 USA.1998.22470	0:05:10.72	31	0:05:06.67	39	0:06:19.51	34	0:05:05.35	31		<b>0:21:42.25</b>	+0:01:58.84
31	541	WILLIAMSON Ryan	 GBR.1998.23082	0:05:21.39	46	0:05:02.39	35	0:06:16.79	31	0:05:05.72	32		<b>0:21:46.29</b>	+0:02:02.88
32	552	AVERY Emmett	 USA.1998.22470	0:05:14.28	35	0:04:57.44	28	0:06:28.95	43	0:05:06.76	33		<b>0:21:47.43</b>	+0:02:04.02

## RESULTS OVERALL

Pos	Plate	Name Team	Nat EWS number	Stage 1	Pos	Stage 2	Pos	Stage 3	Pos	Stage 4	Pos	Penalties	Time	Gap
<b>MEN   Under 21</b>														
33	534	FEJER Max Team Dorrong Enduro	 AUT.2000.21703	0:05:01.16	16	0:04:56.33	23	0:06:35.25	51	0:05:18.16	47		<b>0:21:50.90</b>	+0:02:07.49
34	561	VITALI Marco		0:05:21.70	47	0:05:00.82	31	0:06:24.29	38	0:05:06.92	35		<b>0:21:53.73</b>	+0:02:10.32
35	550	ALESSANDRONI Maxime		0:05:15.90	36	0:04:57.66	29	0:06:28.07	40	0:05:13.83	41		<b>0:21:55.46</b>	+0:02:12.05
36	542	BROOKS Louis	 GBR.2000.24829	0:05:18.24	41	0:05:03.09	36	0:06:21.08	35	0:05:15.26	43		<b>0:21:57.67</b>	+0:02:14.26
37	522	TAYLOR Ian	 GBR.1998.21789	0:05:11.52	32	0:05:01.68	33	0:06:16.29	30	0:05:28.56	54		<b>0:21:58.05</b>	+0:02:14.64
38	536	DEVLIN Jack	 IRL.1999.22985	0:05:08.47	28	0:05:03.25	37	0:06:33.71	48	0:05:12.73	40		<b>0:21:58.16</b>	+0:02:14.75
39	519	JONSSON Sharjah	 RSA.1999.22749	0:05:28.97	55	0:05:09.90	45	0:06:17.33	32	0:05:04.97	30		<b>0:22:01.17</b>	+0:02:17.76
40	529	MACARTHUR Glenn	 FRA.2000.22879	0:05:22.82	49	0:05:04.84	38	0:06:23.02	36	0:05:10.99	38		<b>0:22:01.67</b>	+0:02:18.26
41	539	WEYMAN Tyler	 USA.1999.22306	0:05:26.87	53	0:05:07.75	41	0:06:23.37	37	0:05:08.10	36		<b>0:22:06.09</b>	+0:02:22.68
42	565	BRERA MOLINARO Gabriele		0:05:16.08	37	0:05:12.85	49	0:06:31.38	44	0:05:06.90	34		<b>0:22:07.21</b>	+0:02:23.80
43	530	PONTHUS Matthieu	 FRA.2000.23103	0:05:17.42	40	0:05:02.30	34	0:06:33.51	47	0:05:17.59	45		<b>0:22:10.82</b>	+0:02:27.41
44	564	MENEGATTI Michele		0:05:23.24	50	0:05:06.88	40	0:06:28.68	41	0:05:19.26	50		<b>0:22:18.06</b>	+0:02:34.65
45	518	PESTAK Martin	 CZE.2000.22245	0:05:16.88	39	0:05:17.33	53	0:06:32.25	46	0:05:15.09	42		<b>0:22:21.55</b>	+0:02:38.14
46	510	BEAN Nicolas	 USA.1999.22730	0:05:19.29	42	0:05:12.16	48	0:06:33.73	49	0:05:18.06	46		<b>0:22:23.24</b>	+0:02:39.83
47	556	OSSATI Stefano		0:05:35.18	62	0:05:16.57	52	0:06:27.44	39	0:05:10.42	37		<b>0:22:29.61</b>	+0:02:46.20
48	566	PASTORINO Tommaso		0:05:25.07	51	0:05:09.22	42	0:06:39.25	55	0:05:24.97	52		<b>0:22:38.51</b>	+0:02:55.10



# Bluegrass FinalEnduro powered by SRAM







Finale Ligure, Italy  
September 29 - 30, 2018



## RESULTS OVERALL

Pos	Plate	Name Team	Nat EWS number	Stage 1	Pos	Stage 2	Pos	Stage 3	Pos	Stage 4	Pos	Penalties	Time	Gap
<b>MEN   Under 21</b>														
49	548	PORUBAN Kristian	SLK	0:05:27.76	54	0:05:09.85	44	0:06:35.07	50	0:05:30.83	55		<b>0:22:43.51</b>	+0:03:00.10
50	568	MASOTTI Filippo		0:05:40.41	65	0:05:11.89	46	0:06:36.93	54	0:05:17.37	44		<b>0:22:46.60</b>	+0:03:03.19
51	562	GRILLANDA Fabio		0:05:33.53	59	0:05:25.95	57	0:06:28.80	42	0:05:18.74	49		<b>0:22:47.02</b>	+0:03:03.61
52	537	CALLAGHAN Emmet	 IRL.2000.22496	0:05:22.80	48	0:05:13.67	50	0:06:35.98	53	0:05:35.98	59		<b>0:22:48.43</b>	+0:03:05.02
53	543	MUNOZ Esteban	 COL.2001.22281	0:05:25.31	52	0:05:15.84	51	0:07:07.69	63	0:05:19.27	51		<b>0:23:08.11</b>	+0:03:24.70
54	533	LANI Martino	 ITA.2001.22164	0:05:04.51	22	0:07:01.69	68	0:06:18.55	33	0:05:01.32	25		<b>0:23:26.07</b>	+0:03:42.66
55	544	GARCIA SANCHEZ Tomas	 ESP.1998.22341	0:05:50.92	67	0:05:28.67	60	0:06:35.76	52	0:05:31.08	56		<b>0:23:26.43</b>	+0:03:43.02
56	572	RENARD Bastien		0:05:29.24	56	0:05:25.43	56	0:06:52.17	56	0:05:41.63	62		<b>0:23:28.47</b>	+0:03:45.06
57	557	GIACOBINI Stefano		0:05:20.18	43	0:05:12.13	47	0:07:41.37	66	0:05:18.30	48		<b>0:23:31.98</b>	+0:03:48.57
58	553	CONOLLY Sam		0:05:31.74	58	0:05:26.66	59	0:07:02.85	59	0:05:45.79	64		<b>0:23:47.04</b>	+0:04:03.63
59	563	AONDIO Matteo		0:05:34.79	61	0:05:30.98	61	0:07:07.32	62	0:05:38.04	61		<b>0:23:51.13</b>	+0:04:07.72
60	574	LEGRAND Maxime		0:05:36.97	63	0:05:47.59	64	0:06:53.39	57	0:05:36.44	60		<b>0:23:54.39</b>	+0:04:10.98
61	559	ROTA Matteo		0:05:53.65	68	0:05:26.29	58	0:07:04.33	61	0:05:31.33	57		<b>0:23:55.60</b>	+0:04:12.19
62	540	DROVER Colton	 CAN.1999.22527	0:05:30.76	57	0:05:31.59	62	0:07:00.76	58	0:05:59.23	67		<b>0:24:02.34</b>	+0:04:18.93
63	569	PEDRONI Lorenzo		0:05:39.44	64	0:05:39.67	63	0:07:14.03	65	0:05:32.56	58		<b>0:24:05.70</b>	+0:04:22.29
64	555	DONOSO Pedro		0:05:34.74	60	0:06:42.62	67	0:06:31.80	45	0:05:28.41	53		<b>0:24:17.57</b>	+0:04:34.16

## RESULTS OVERALL













Pos	Plate	Name Team	Nat EWS number	Stage 1	Pos	Stage 2	Pos	Stage 3	Pos	Stage 4	Pos	Penalties	Time	Gap
<b>MEN   Under 21</b>														
65	567	IONFER Alessandro		0:05:41.73	66	0:05:57.76	65	0:07:03.30	60	0:05:46.32	65		<b>0:24:29.11</b>	+0:04:45.70
66	571	SALVIATI Alessio		0:06:33.59	69	0:05:59.14	66	0:07:09.53	64	0:05:42.22	63		<b>0:25:24.48</b>	+0:05:41.07
67	551	HAYDEN Teddy		0:05:12.83	34	0:05:09.82	43	0:21:23.49	68	0:05:49.65	66		<b>0:37:35.79</b>	+0:17:52.38
DNF	513	VENDEMMIA Mirco CMC Cycling Experience	 ITA.1998.21871	0:05:01.12	15	0:05:21.95	54	0:14:17.83	67					
DNF	535	BARICH Leopold	 GER.1998.22342	0:05:20.82	44									
DNS	560	ADOBATI Denir												



















## RESULTS OVERALL

Pos	Plate	Name Team	Nat EWS number	Stage 1	Pos	Stage 2	Pos	Stage 3	Pos	Stage 4	Pos	Penalties	Time	Gap
<b>WOMEN</b>														
1	1	RAVANEL Cecile Commencal Vallnord Enduro Racing	 FRA.1981.21884	0:05:18.85	2	0:05:10.71	3	<u>0:06:10.21</u>	1	<u>0:05:03.89</u>	1		<b>0:21:43.66</b>	
2	2	COURDURIER Isabeau Intense Mavic Collective	 FRA.1994.21731	<u>0:05:10.57</u>	1	<u>0:05:02.18</u>	1	0:06:19.77	2	0:05:17.53	4		<b>0:21:50.05</b>	+0:00:06.39
3	402	LANTHIER NADEAU Andreane Rocky Mountain/Race Face Enduro Team	 CAN.1993.21609	0:05:21.89	3	0:05:10.34	2	0:06:29.41	4	0:05:14.19	2		<b>0:22:15.83</b>	+0:00:32.17
4	4	GEHRIG Anita Norco Twins Racing	 SUI.1987.21718	0:05:31.07	8	0:05:16.91	4	0:06:29.39	3	0:05:15.29	3		<b>0:22:32.66</b>	+0:00:49.00
5	8	BARONA Rebecca Ibis Cycles Enduro Race Team	 GBR.1989.21715	0:05:27.95	6	0:05:16.99	5	0:06:29.75	5	0:05:28.30	10		<b>0:22:42.99</b>	+0:00:59.33
6	3	WINTON Katy Trek Factory Racing	 GBR.1993.21730	0:05:30.58	7	0:05:21.63	6	0:06:43.76	9	0:05:22.12	6		<b>0:22:58.09</b>	+0:01:14.43
7	401	ESPINEIRA Florencia CHI.1992.22941	 CHI.1992.22941	0:05:35.19	9	0:05:23.55	7	0:06:37.80	7	0:05:27.79	8		<b>0:23:04.33</b>	+0:01:20.67
8	7	KOREM Noga GT Factory Racing	 ISR.1991.21660	0:05:26.48	5	0:05:37.70	17	0:06:35.88	6	0:05:26.01	7		<b>0:23:06.07</b>	+0:01:22.41
9	5	GEHRIG Carolin Norco Twins Racing	 SUI.1987.21665	0:05:42.09	12	0:05:25.77	8	0:06:43.86	11	0:05:19.91	5		<b>0:23:11.63</b>	+0:01:27.97
10	409	MILLER Miranda Specialized Racing	 CAN.1990.21687	0:05:42.58	13	0:05:29.64	9	0:06:45.81	12	0:05:30.20	12		<b>0:23:28.23</b>	+0:01:44.57
11	403	CHARRE Morgane FRA.1990.21958	 FRA.1990.21958	0:05:23.51	4	0:05:31.77	12	0:07:11.40	24	0:05:27.83	9		<b>0:23:34.51</b>	+0:01:50.85
12	420	CHARLES Laura FRA.1995.23500	 FRA.1995.23500	0:05:44.72	19	0:05:34.44	13	0:06:45.96	13	0:05:37.06	14		<b>0:23:42.18</b>	+0:01:58.52
13	406	CHARLES Estelle FRA.1997.22205	 FRA.1997.22205	0:05:44.08	18	0:05:31.42	11	0:06:59.30	19	0:05:30.05	11		<b>0:23:44.85</b>	+0:02:01.19
14	405	DUVERT Julie Ibis Cycles Enduro Race Team	 FRA.1996.21719	0:05:52.65	23	0:05:35.65	14	0:06:43.81	10	0:05:35.75	13		<b>0:23:47.86</b>	+0:02:04.20
15	9	COOK Becky Orbea Enduro Team	 GBR.1986.21664	0:05:43.69	17	0:05:38.27	18	0:06:53.52	15	0:05:37.43	15		<b>0:23:52.91</b>	+0:02:09.25
16	408	BROWN Casey Trek Factory Racing	 CAN.1990.21725	0:05:36.46	10	0:05:55.75	29	0:06:48.20	14	0:05:41.10	19		<b>0:24:01.51</b>	+0:02:17.85









## RESULTS OVERALL

Pos	Plate	Name Team	Nat EWS number	Stage 1	Pos	Stage 2	Pos	Stage 3	Pos	Stage 4	Pos	Penalties	Time	Gap
<b>WOMEN</b>														
17	6	THOMA Ines Canyon Factory Enduro Team	 GER.1989.21750	0:05:43.54	16	0:05:29.99	10	0:06:42.17	8	0:06:09.77	31		<b>0:24:05.47</b>	+0:02:21.81
18	415	MORRISON Amy	 USA.1989.22252	0:05:42.97	14	0:05:53.00	27	0:06:53.79	16	0:05:37.84	16		<b>0:24:07.60</b>	+0:02:23.94
19	416	SHARP Katherine Hope Factory Racing	 GBR.1994.21662	0:05:43.12	15	0:05:44.11	19	0:07:00.67	20	0:05:41.82	20		<b>0:24:09.72</b>	+0:02:26.06
20	426	NABER Tanja	 GER.1987.22367	0:05:40.94	11	0:05:50.54	23	0:07:05.52	22	0:05:38.73	18		<b>0:24:15.73</b>	+0:02:32.07
21	422	ROSSIN Laura	 ITA.1991.22770	0:06:01.00	29	0:05:36.30	16	0:06:55.58	17	0:05:44.22	21		<b>0:24:17.10</b>	+0:02:33.44
22	423	BORMOLINI Jessica	 ITA.1993.24627	0:05:46.74	20	0:05:35.73	15	0:07:09.26	23	0:05:45.39	22		<b>0:24:17.12</b>	+0:02:33.46
23	421	JONNIER Morgane	 FRA.1990.22559	0:05:50.17	21	0:05:49.23	21	0:07:03.15	21	0:05:46.63	23		<b>0:24:29.18</b>	+0:02:45.52
24	407	GILL Martha	 GBR.1997.22469	0:05:57.60	25	0:05:49.27	22	0:07:17.46	27	0:05:38.12	17		<b>0:24:42.45</b>	+0:02:58.79
25	428	WIEDENROTH Sofia	 GER.1995.24544	0:05:59.84	28	0:05:48.28	20	0:07:20.01	29	0:05:51.99	25		<b>0:25:00.12</b>	+0:03:16.46
26	410	CAPPELLARI Carina	 SUI.1991.25181	0:05:58.19	26	0:05:57.10	30	0:07:14.64	26	0:05:52.57	26		<b>0:25:02.50</b>	+0:03:18.84
27	419	MARCHAL Alexandra	 BEL.1991.22790	0:05:51.63	22	0:05:51.54	25	0:07:23.70	30	0:05:56.71	27		<b>0:25:03.58</b>	+0:03:19.92
28	431	STRAEDET Hilde	 NOR.1986.22415	0:05:53.74	24	0:05:54.99	28	0:06:57.05	18	0:06:18.84	35		<b>0:25:04.62</b>	+0:03:20.96
29	425	SCHWENK Theresia	 GER.1995.23042	0:05:58.84	27	0:05:51.09	24	0:07:23.70	30	0:05:51.93	24		<b>0:25:05.56</b>	+0:03:21.90
30	413	CHAPPETTA Christina	 USA.1989.22479	0:06:07.13	33	0:05:57.35	31	0:07:14.24	25	0:05:57.29	28		<b>0:25:16.01</b>	+0:03:32.35
31	414	PICTON Leonie	 AUS.1986.22420	0:06:04.13	31	0:06:13.71	33	0:07:27.98	33	0:06:01.06	30		<b>0:25:46.88</b>	+0:04:03.22
32	411	MARCELLINI Alia	 ITA.1991.25182	0:06:10.86	35	0:05:51.88	26	0:07:27.41	32	0:06:19.16	36		<b>0:25:49.31</b>	+0:04:05.65






## RESULTS OVERALL

Pos	Plate	Name Team	Nat EWS number	Stage 1	Pos	Stage 2	Pos	Stage 3	Pos	Stage 4	Pos	Penalties	Time	Gap
<b>WOMEN</b>														
33	427	WUNDERLIN Alba	 SUI.1984.23104	0:06:01.39	30	0:06:25.59	35	0:07:38.85	34	0:06:19.94	37		<b>0:26:25.77</b>	+0:04:42.11
34	429	MEGYASZAI Lilla	 HUN.1997.24457	0:06:10.12	34	0:06:24.43	34	0:07:44.69	35	0:06:14.92	33		<b>0:26:34.16</b>	+0:04:50.50
35	418	NESTLEROVA Fejola Stepanka	 CZE.1985.21761	0:06:05.43	32	0:06:26.63	36	0:07:51.92	39	0:06:11.44	32		<b>0:26:35.42</b>	+0:04:51.76
36	417	LEGGETT Alicia	 USA.1995.22397	0:06:27.34	37	0:07:48.20	41	0:07:17.87	28	0:06:00.37	29		<b>0:27:33.78</b>	+0:05:50.12
37	430	BJORKMAN Josefine	 SWE.1994.22313	0:06:28.71	38	0:06:13.16	32	0:07:50.18	38	0:07:04.93	42		<b>0:27:36.98</b>	+0:05:53.32
38	436	SAVELLI Irene	 ITA.1992.22163	0:06:47.70	40	0:06:45.70	37	0:07:47.28	37	0:06:20.54	38		<b>0:27:41.22</b>	+0:05:57.56
39	432	GARDNER Rebecca	 USA.1988.23592	0:07:04.55	43	0:07:00.61	38	0:07:45.36	36	0:06:16.72	34		<b>0:28:07.24</b>	+0:06:23.58
40	433	ENLUND Jessica	 SWE.1989.22339	0:06:57.23	42	0:07:23.30	40	0:07:54.11	40	0:06:40.36	39		<b>0:28:55.00</b>	+0:07:11.34
41	438	SCHULZ Syd	 	0:07:12.21	44	0:07:18.07	39	0:08:22.88	41	0:06:54.72	40		<b>0:29:47.88</b>	+0:08:04.22
42	439	SICK Clair	 	0:06:50.66	41	0:08:56.44	42	0:09:11.61	42	0:07:00.80	41		<b>0:31:59.51</b>	+0:10:15.85
DNF	412	FARINA Eleonora	 ITA.1990.25213	0:06:18.66	36									
DNF	404	PUGIN Melanie Miranda Racing Team	 FRA.1990.21693	0:06:34.96	39									
DNS	440	JORDAN Becky	 											
DNS	435	DE LEO Sara	 ITA.1994.21852											
DNS	437	VIANA MARTINEZ Judith	 											
DNS	441	FERGUSON Louise	 											

## RESULTS OVERALL

Pos	Plate	Name Team	Nat EWS number	Stage 1	Pos	Stage 2	Pos	Stage 3	Pos	Stage 4	Pos	Penalties	Time	Gap
<b>WOMEN   Master 35+</b>														
1	703	PAULIN Louise		0:06:08.50	1	0:06:07.02	1	0:07:20.84	1	0:05:59.52	1		<b>0:25:35.88</b>	
2	701	MCCONNELOUG Mary	 USA.1971.22390	0:06:16.06	3	0:06:20.71	2	0:07:48.63	3	0:06:13.70	2		<b>0:26:39.10</b>	+0:01:03.22
3	702	NEWELL Melissa	 NZL.1979.21458	0:06:15.09	2	0:06:28.99	3	0:07:40.39	2	0:06:15.46	3		<b>0:26:39.93</b>	+0:01:04.05
4	704	MICHEL Daniela	 SUI.1981.21559	0:06:29.24	4	0:06:31.50	4	0:08:06.34	4	0:07:08.13	6		<b>0:28:15.21</b>	+0:02:39.33
5	707	REPKIN Yulia	 ISR.1978.22006	0:07:36.61	7	0:07:02.98	5	0:08:43.56	6	0:06:49.57	4		<b>0:30:12.72</b>	+0:04:36.84
6	706	OLETRA Hanna	 SWE.1977.21765	0:06:56.20	5	0:08:07.35	6	0:08:23.47	5	0:06:50.57	5		<b>0:30:17.59</b>	+0:04:41.71
DNF	708	SIERRA Erika		0:07:20.54	6	0:08:38.83	7							
DNS	705	BOER Julia	 AUS.1977.22899											

## RESULTS OVERALL

Pos	Plate	Name Team	Nat EWS number	Stage 1	Pos	Stage 2	Pos	Stage 3	Pos	Stage 4	Pos	Penalties	Time	Gap
<b>WOMEN   Under 21</b>														
1	601	CONOLLY Ella	 GBR.1998.21859	0:05:42.70	1	0:05:51.47	1	0:07:06.75	1	0:05:51.07	1		<b>0:24:31.99</b>	
2	602	MAUNSELL Leah	 IRL.1999.22382	0:06:08.36	2	0:05:56.25	2	0:07:28.57	2	0:06:01.31	3		<b>0:25:34.49</b>	+0:01:02.50
3	603	DOBNIG Yana	 AUT.1999.22678	0:06:14.25	3	0:06:05.09	3	0:07:40.72	3	0:06:00.50	2		<b>0:26:00.56</b>	+0:01:28.57
4	604	ATKINSON Maya	 GBR.1998.22765	0:06:59.53	4	0:06:49.89	4	0:09:14.42	5	0:06:48.34	4		<b>0:29:52.18</b>	+0:05:20.19
5	605	LAWTON Abigale	 GBR.1998.22765	0:07:28.18	5	0:08:16.48	5	0:08:30.11	4	0:06:54.65	5		<b>0:31:09.42</b>	+0:06:37.43

## Penalties

Plate	Name	Penalty	Details
81	Premek TEJCHMAN	DSQ	Outside assistance
90	Ulysse FRANCOGLIO	00:01:00	Late arrival back at Piazza
830	Martin PAJMA	00:01:00	Late arrival back at Piazza